

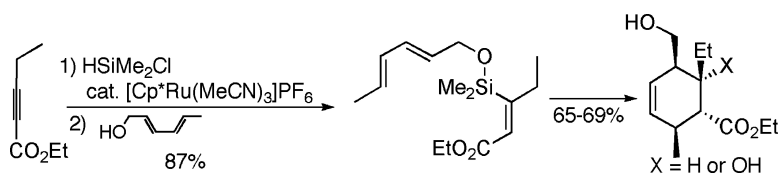
Article

## Alkyne Hydrosilylation Catalyzed by a Cationic Ruthenium Complex: Efficient and General Trans Addition

Barry M. Trost, and Zachary T. Ball

*J. Am. Chem. Soc.*, **2005**, 127 (50), 17644-17655 • DOI: 10.1021/ja0528580 • Publication Date (Web): 19 November 2005

Downloaded from <http://pubs.acs.org> on March 25, 2009



### More About This Article

Additional resources and features associated with this article are available within the HTML version:

- Supporting Information
- Links to the 10 articles that cite this article, as of the time of this article download
- Access to high resolution figures
- Links to articles and content related to this article
- Copyright permission to reproduce figures and/or text from this article

[View the Full Text HTML](#)

## Alkyne Hydrosilylation Catalyzed by a Cationic Ruthenium Complex: Efficient and General Trans Addition

Barry M. Trost\* and Zachary T. Ball

Contribution from the Department of Chemistry, Stanford University,  
Stanford, California 94305-5080

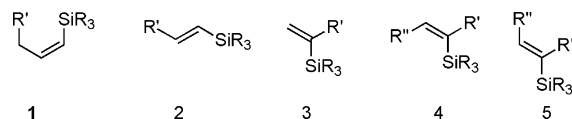
Received May 2, 2005; E-mail: bmtrost@stanford.edu

**Abstract:** The complex  $[\text{Cp}^*\text{Ru}(\text{MeCN})_3]\text{PF}_6$  is shown to catalyze the hydrosilylation of a wide range of alkynes. Terminal alkynes afford access to  $\alpha$ -vinylsilane products with good regioselectivity. Deuterium labeling studies indicate a clean trans addition process is at work. The same complex is active in internal alkyne hydrosilylation, where absolute selectivity for the trans addition process is maintained. Several internal alkyne substrate classes, including propargylic alcohols and  $\alpha,\beta$ -alkynyl carbonyl compounds, allow regioselective vinylsilane formation. The tolerance of a wide range of silanes is noteworthy, including alkyl-, aryl-, alkoxy-, and halosilanes. This advantage is demonstrated in the direct synthesis of triene substrates for silicon-tethered intramolecular Diels–Alder cycloadditions.

Metal-catalyzed simple addition reactions of alkynes are important synthetic processes and are desirable from the standpoint of synthetic efficiency and atom economy. Questions of regio- and stereoselectivity become important considerations, and pathways affording syn addition are plentiful and well-studied. Metal catalysis of trans addition processes—where new bonds must be formed on opposite sides of the alkyne—have only rarely been observed. Indeed, the possibility of creating direct trans addition processes which do not involve initial cis addition followed by *E/Z* isomerization is an exciting target. This paper describes our work studying trans addition processes in alkyne hydrosilylation with ruthenium catalysts to afford vinylsilane products.

Vinylmetal species are extremely important building blocks in organic synthesis.<sup>1,2</sup> Among these, vinylsilanes play a growing role due to their low cost, low toxicity, ease of handling, and simplicity of byproduct removal. Particularly significant is the potential of vinylsilanes as nucleophilic partners in palladium-catalyzed cross-coupling reactions.<sup>3</sup> Vinylsilanes are also useful as acceptors in conjugate addition reactions, as masked ketones through Tamao–Fleming oxidation,<sup>4</sup> and as terminators for cation cyclizations.<sup>5</sup> Unlike most other organometallic reagents—including in many cases organoboranes and organostannanes—vinylsilanes can be readily carried through many synthetic operations.

However, the utility of vinylsilanes has been inhibited by the inconvenience of accessing stereo- and regio-defined vinylmetal compounds. Among the possible routes to these compounds, hydrosilylation of alkynes represents the most straightforward, atom-economical access.<sup>6</sup> Classical platinum catalysis<sup>7</sup> provides clean cis addition to (*E*)-vinylsilanes (**2**), and ligand tuning has made this a very regioselective process as well.<sup>8</sup> In addition, there has been significant progress using a variety of metal-catalyzed approaches to provide stereodefined, 1,2-substituted vinylsilanes of the form **1** or **2**. There has been no reported general access to 1,1-disubstituted vinylsilanes<sup>9</sup> (**3**), and very little is known about selectivity in accessing trisubstituted (**4**, **5**) vinylsilanes.<sup>10</sup>



A large number of metal systems are effective in the hydrosilylation of terminal alkynes to produce linear vinylsilanes. Some of these afford good control of olefin geometry. The limited number of known hydrosilylations with ruthenium

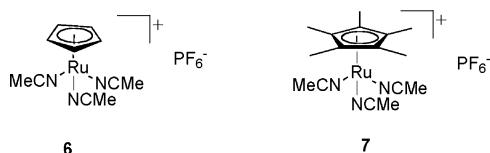
- (1) Ojima, I.; Li, Z.; Zhu, J. In *The Chemistry of Organosilicon Compounds*; Rappoport, Z., Apeloig, Y., Eds.; John Wiley & Sons: Great Britain, 1998; Vol. 2, pp 1687–1792.
- (2) Langkopf, E.; Schinzer, D. *Chem. Rev.* **1995**, *95*, 1375–1408.
- (3) Hatanaka, Y.; Hiyama, T. *Synlett* **1991**, 845–853. Hiyama, T. In *Metal-catalyzed Cross-coupling Reactions*; Diederich, F., Stang, P., Eds.; Wiley-VCH: Weinheim, 1998. Mowery, M.; DeShong, P. *Org. Lett.* **1999**, *1*, 2137–2140. Denmark, S. E.; Sweis, R. F. *Acc. Chem. Res.* **2002**, *35*, 835–846.
- (4) Tamao, K.; Maeda, K. *Tetrahedron Lett.* **1986**, *27*, 65–68. Jones, G. R.; Landais, Y. *Tetrahedron* **1996**, *52*, 7599–7662.
- (5) Blumenkopf, T. A.; Overman, L. E. *Chem. Rev.* **1986**, *86*, 857–873.

- (6) Hiyama, T.; Kusumoto, T. In *Comprehensive Organic Synthesis*; Trost, B. M., Fleming, I., Eds.; Pergamon: Oxford, 1991; Vol. 8, pp 763–792. Trost, B. M.; Ball, Z. T. *Synthesis* **2005**, in press.
- (7) Lewis, L. N.; Sy, K. G.; Bryant, G. L.; Donahue, P. E. *Organometallics* **1991**, *10*, 3750–3759. Voronkov, M. G.; Pukhnarevich, V. B.; Tsykhanskaya, I. I.; Ushakova, N. I.; Gaft, Y. L.; Zakharova, I. A. *Inorg. Chim. Acta* **1983**, *68*, 103–105.
- (8) Green, M.; Spencer, J. L.; Stone, F. G. A.; Tsipis, C. A. *J. Chem. Soc., Dalton Trans.* **1977**, 1525–1529. Tsipis, C. A. *J. Organomet. Chem.* **1980**, *187*, 427–446. Takahashi, K.; Minami, T.; Ohara, Y.; Hiyama, T. *Tetrahedron Lett.* **1993**, *34*, 8263–8266. Denmark, S. E.; Wang, Z. *Org. Lett.* **2001**, *3*, 1073–1076.
- (9) For an approach see: Sharma, S.; Oehlschlager, A. C. *Tetrahedron Lett.* **1988**, *29*, 261–264.
- (10) Molander, G. A.; Retsch, W. H. *Organometallics* **1995**, *14*, 4570–4575.

catalysts give the analogous linear products.<sup>11,12</sup> Free alcohols<sup>12</sup> and carbonyl groups<sup>13</sup> have been shown to direct hydrosilylation to provide internal silanes, presumably through coordination. However, at the time this work was conducted and published,<sup>14–16</sup> there were no reports of nondirected terminal alkyne hydrosilylation to afford preferentially the  $\alpha$ -vinylsilane (**3**),<sup>17</sup> and there remain no alternate hydrosilylation methods to prepare trisubstituted (*Z*)-vinylsilanes (**4**).

### Reaction Discovery, Optimization, and Markovnikov Hydrosilylation of Terminal Alkynes

We have for some time pursued a research program targeting the discovery of new simple addition reactions catalyzed by cyclopentadienylruthenium complexes such as  $[\text{CpRu}(\text{MeCN})_3]\text{PF}_6$  (**6**) for the formation of C–C and C–X bonds.<sup>18</sup> From this general goal came the discovery that  $[\text{CpRu}(\text{MeCN})_3]\text{PF}_6$  (**6**) and the related complex  $[\text{Cp}^*\text{Ru}(\text{MeCN})_3]\text{PF}_6$  (**7**) catalyze the hydrosilylation of alkynes (Table 1).<sup>14–16</sup>



Hydrosilylation of terminal alkynes occurs at or below room temperature, catalyzed by the ruthenium complex **6**, to afford the 1,1-disubstituted  $\alpha$ -vinylsilane. This finding is noteworthy as a means of accessing  $\alpha$ -vinylmetal species in general. Access to  $\alpha$ -vinylsilanes<sup>12,19,20</sup> or to other  $\alpha$ -metalloid species (boron, tin, etc.) in a general and efficient manner is quite limited.<sup>20,21</sup> Complex **6** provides generally excellent results with trialkylsilanes, but regioselectivity is significantly diminished when alkoxy silanes are employed as substrates (Table 1, entry 6). Alkoxy silanes are crucial for many important synthetic applications of vinylsilanes, and poor reactivity or selectivity upon switching to alkoxy silane substrates plagues many extant catalytic systems. In the case at hand, switching to the pentamethylcyclopentadienyl analogue **7** afforded increased selectivity (entry 9). This increased selectivity with complex **7** is general. Reaction scope and turnover numbers are very similar for the two catalysts, and so complex **7** is the superior catalyst for all reaction classes thus far examined.

**Table 1.** Optimization of Terminal Alkyne Hydrosilylation<sup>a</sup>

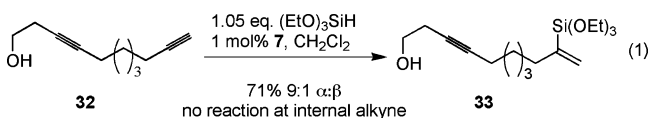
entry	silane	catalyst notes (mol%)	solvent	ratio <sup>b</sup> ( $\alpha$ : $\beta$ )	yield <sup>c</sup> (product)
1	$\text{Et}_3\text{SiH}$	<b>6</b> (5)	THF/ $\text{H}_2\text{O}$	>20:1	89 <sup>d</sup> ( <b>9</b> )
2	$\text{Et}_3\text{SiH}$	<b>6</b> (5)	THF	>20:1	87 <sup>d</sup> ( <b>9</b> )
3	$\text{Et}_3\text{SiH}$	<b>6</b> (5)	$\text{CH}_2\text{Cl}_2$	>20:1	89 <sup>d</sup> ( <b>9</b> )
4	$\text{Et}_3\text{SiH}$	<b>6</b> (5)	DMF	>20:1	15 ( <b>9</b> )
5	$\text{Et}_3\text{SiH}$	<b>6</b> (1)	$\text{CH}_2\text{Cl}_2$	>20:1	86 <sup>d</sup> ( <b>9</b> )
6	$(\text{EtO})_3\text{SiH}$	<b>6</b> (1)	$\text{CH}_2\text{Cl}_2$	5:1	85 ( <b>10</b> )
7	$(\text{EtO})_3\text{SiH}$	<b>6</b> (1)	-78 °C to r.t.	6:1	(100% conv.) <sup>e</sup> ( <b>10</b> )
8	$(\text{EtO})_2\text{MeSiH}$	<b>6</b> (1)	$\text{CH}_2\text{Cl}_2$	6:1	85 ( <b>11</b> )
9	$(\text{EtO})_2\text{MeSiH}$	<b>7</b> (1)	$\text{CH}_2\text{Cl}_2$	13:1	88 ( <b>11</b> )
10	$\text{Et}_2\text{SiH}_2$	<b>6</b> (1)	$\text{CH}_2\text{Cl}_2$		<10% conv.

<sup>a</sup> All reactions were performed on 0.2–0.5 mmol scale. Solid catalyst was added to all other reagents at 0 °C, the ice bath was immediately removed, and the solution was allowed to warm to room temperature unless otherwise indicated. Reactions were generally complete within 30 min.

<sup>b</sup> Ratio of regioisomers determined by crude NMR and/or GC, where applicable. The amount of  $\beta$  isomers refers to the sum of cis and trans isomers. <sup>c</sup> Isolated yield for the mixture of  $\alpha$  and  $\beta$  isomers unless otherwise indicated. <sup>d</sup> Yield refers to isolated pure  $\alpha$  product. <sup>e</sup> This reaction was nearly identical to entry 6 by crude NMR. The product was not isolated.

A variety of terminal alkynes proved amenable to the reaction, including those with substantial steric bulk (Table 2). The reaction is tolerant to a wide range of functional groups, including halides, alkenes, esters, free alcohols, protected amines, and even free carboxylic acids. Overall, good yields and good regioselectivity are maintained through a wide range of substrates. Limitations of the method include  $\alpha$ -quaternary centers (entry 11), where we presume that steric demands are too great to allow reactivity, and acyclic 1,6-diyne (entry 12), presumably due to chelation to the metal center.

In general, terminal alkynes are significantly more reactive than internal alkynes (though electronics and neighboring substitution also play significant roles). This reactivity profile allows for diyne **32** to react exclusively at the terminal alkyne, even in the presence of a homopropargylic hydroxyl group at the internal alkyne to give vinylsilane **33** (eq 1).



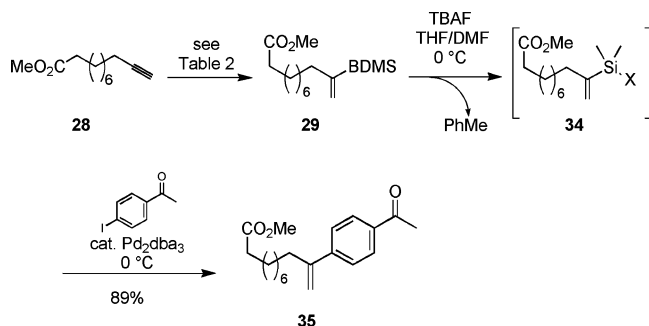
The use of benzyldimethylsilane (BDMS-H) in alkyne hydrosilylations was deemed especially useful (entries 9 and 10). The BDMS group of vinylsilane **29** is activated in under 10 min upon treatment with TBAF in DMF at 0 °C through protodesilylation of the benzyl group, affording an Si–X

- (11) Esteruelas, M. A.; Herrero, J.; Oro, L. A. *Organometallics* **1993**, *12*, 2377–2379.  
 (12) Na, Y.; Chang, S. *Org. Lett.* **2000**, *2*, 1887–1889.  
 (13) Murai, T.; Kimura, F.; Tsutsui, K.; Hasegawa, K.; Kato, S. *Organometallics* **1998**, *17*, 926–932.  
 (14) (a) Trost, B. M.; Ball, Z. T. *J. Am. Chem. Soc.* **2001**, *123*, 12726–12727. (b) Trost, B. M.; Ball, Z. T.; Joege, T. *J. Am. Chem. Soc.* **2002**, *124*, 7922–7923. (c) Trost, B. M.; Ball, Z. T. *J. Am. Chem. Soc.* **2004**, *126*, 13942–13944.  
 (15) Trost, B. M.; Ball, Z. T. *J. Am. Chem. Soc.* **2003**, *125*, 30–31.  
 (16) (a) Trost, B. M.; Machacek, M. R.; Ball, Z. T. *Org. Lett.* **2003**, *5*, 1895–1898. (b) Trost, B. M.; Ball, Z. T.; Jöge, T. *Angew. Chem., Int. Ed.* **2003**, *42*, 3415–3418.  
 (17) Kawanami, Y.; Sonade, Y.; Mori, T.; Yamamoto, K. *Org. Lett.* **2002**, *4*, 2825–2827.  
 (18) Trost, B. M.; Pinkerton, A. B. *Angew. Chem., Int. Ed.* **2000**, *39*, 360–362. Trost, B. M.; Pinkerton, A. B. *J. Am. Chem. Soc.* **1999**, *121*, 1988–1989. Trost, B. M.; Fraisse, P. L.; Ball, Z. T. *Angew. Chem., Int. Ed.* **2002**, *41*, 1059–1061.  
 (19) Fleming, I.; Newton, T. W.; Roessler, F. J. *Chem. Soc., Perkin Trans. 1* **1981**, 2527–2532.  
 (20) Betzer, J. F.; Pancrazi, A. *Synlett* **1998**, 1129.  
 (21) Betzer, J. F.; Delalogue, F.; Muller, B.; Pancrazi, A.; Prunet, J. J. *Org. Chem.* **1997**, *62*, 7768–7780. Stoltz, B. M.; Kano, T.; Corey, E. J. *J. Am. Chem. Soc.* **2000**, *122*, 9044–9045. Kazmaier, U.; Schauss, D.; Pohlman, M. *Org. Lett.* **1999**, *1*, 1017–1019. Kazmaier, U.; Pohlman, M.; Schauss, D. *Eur. J. Org. Chem.* **2000**, 2761–2766.

**Table 2.** Hydrosilylation of Terminal Alkynes To Afford Markovnikov Addition Products<sup>a</sup>

entry	alkyne	number	silane	cat (%)	product	ratio <sup>b</sup> (b:l)	yield <sup>c</sup>
1		<b>12</b>	Et <sub>3</sub> SiH	<b>6</b> (1)	<b>13</b>	20:1	89 <sup>d</sup>
2		<b>14</b>	Et <sub>3</sub> SiH	<b>6</b> (1)	<b>15</b>	20:1	88
3		<b>16</b>	(EtO) <sub>2</sub> MeSi H	<b>7</b> (1)	<b>17</b>	9:1	86 <sup>d</sup>
4		<b>18</b>	(EtO) <sub>3</sub> SiH	<b>7</b> (1)	<b>19</b>	13:1	58 <sup>d,e</sup>
5		<b>20</b>	(EtO) <sub>3</sub> SiH	<b>7</b> (1)	<b>21</b>	13:1	92
6		<b>22</b>	(EtO) <sub>3</sub> SiH	<b>7</b> (4)	<b>23</b>	n.d. <sup>f</sup>	61 <sup>d</sup>
7		<b>24</b>	(EtO) <sub>3</sub> SiH	<b>7</b> (10)	<b>25</b>	20:1	87
8		<b>26</b>	(EtO) <sub>3</sub> SiH	<b>7</b> (1)	<b>27</b>	13:1	77 <sup>d</sup>
9 <sup>g</sup>		<b>28</b>	BDMS-H	<b>7</b> (1)	<b>29</b>	>20:1	99
10 <sup>g</sup>		<b>30</b>	BDMS-H	<b>7</b> (1)	<b>31</b>	14:1	91
11			Et <sub>3</sub> SiH	<b>6</b> or <b>7</b>			n.r.
12			Et <sub>3</sub> SiH	<b>6</b> or <b>7</b>			n.r.

<sup>a</sup> All reactions were performed 0.5 M in CH<sub>2</sub>Cl<sub>2</sub> on 0.2–0.5 mmol scale with 1.2 equiv of silane unless otherwise indicated. Reactions were generally complete within 1 h. <sup>b</sup> Ratio of branched (b) to linear (l) regioisomers determined by crude NMR and GC, where applicable. <sup>c</sup> Isolated yield for the mixture of branched and linear isomers unless otherwise indicated. <sup>d</sup> Yield refers to isolated pure branched product. <sup>e</sup> 100% conversion. <sup>f</sup> The complicated olefinic region of the crude <sup>1</sup>H NMR made a reliable determination of the product ratios difficult, though significant linear material was not isolated. <sup>g</sup> The solvent for this reaction was acetone.

**Scheme 1.** Synthetic Utility of Benzyltrimethylsilanes

species, likely the silanol.<sup>22</sup> This reactive silane intermediate can then be used in situ under mild conditions, such as in palladium-catalyzed cross-coupling (Scheme 1).<sup>16a</sup>

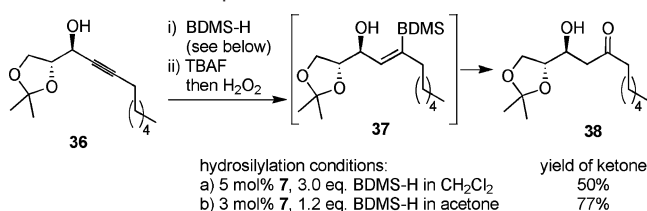
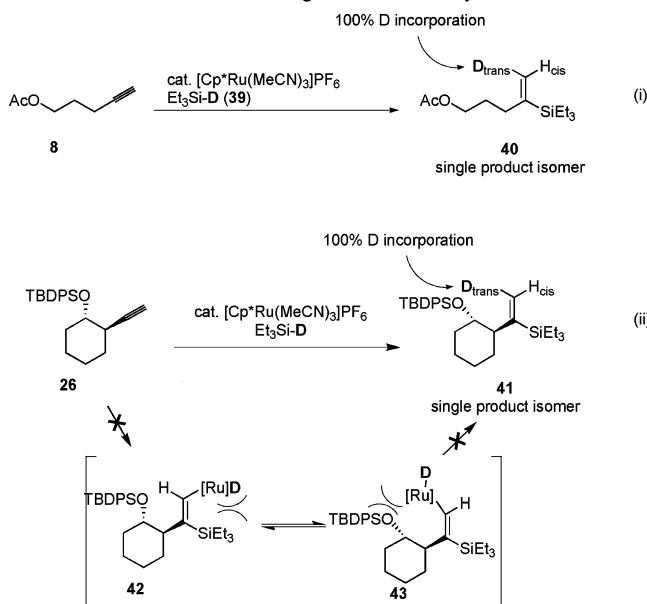
The broad utility of structurally dissimilar silanes is noteworthy in reactions catalyzed by complexes **6** and **7**. Maintaining selectivity across electronically differentiated silanes is generally difficult. For example, many of the catalysts developed for trans addition to terminal alkynes—forming the β-vinylsilane—succeed only for alkyl- and arylsilanes and are poorly selective when synthetically important alkoxy silanes are employed.<sup>23,24</sup> Solutions to this problem have been rare.<sup>25</sup> In contrast, we observe exclusively trans addition products and good α-selectivity for

terminal alkynes with a wide variety of silanes including alkoxy, trialkyl, aryl, and benzylic, and even halosilanes (see below). Reaction efficiency and catalyst loading are generally best with trialkylsilanes. Extremely hindered silanes (*i*-Pr<sub>3</sub>SiH) fail to react, as does diethylsilane. This last failure is interesting and may be mechanistically important in light of recent proposals for unique reaction pathways available to dihydrosilanes.<sup>26</sup>

Hydrosilylation catalyzed by complex **7** succeeds in a wide variety of solvents. Our initial screen with trialkylsilanes indicated that chlorinated, ethereal, and even homogeneous aqueous mixtures are successful. Only DMF resulted in a particularly poor reaction. Our initial solvent of choice was dichloromethane. However, we became interested in the hydrosilylation of internal alkynes with the rather sluggish BDMS-H for the purposes of obtaining ketone products after a subsequent oxidation.<sup>16b</sup> In CH<sub>2</sub>Cl<sub>2</sub>, turnover was insufficient, even in the presence of rather large excesses of silane (Scheme 2, condition a). A brief re-examination of the reaction led to the use of acetone as a solvent, which gave significantly better turnover at lower catalyst loading (condition b). Acetone provides negligible changes in regioselectivity, and it is important to note that although acetone provides better turnover

(22) Denmark, S.; Wehrl, D.; Choi, J. *Org. Lett.* **2000**, *2*, 2491–2494.  
 (23) Jun, C. H.; Crabtree, R. H. *J. Organomet. Chem.* **1993**, *447*, 177–187.  
 Ojima, I.; Clos, N.; Donovan, R. J.; Ingallina, P. *Organometallics* **1990**, *9*, 3127–3133.

(24) Tanke, R. S.; Crabtree, R. H. *Organometallics* **1991**, *10*, 415–418. Tanke, R. S.; Crabtree, R. H. *J. Am. Chem. Soc.* **1990**, *112*, 7984–7989. Esteruelas, M. A.; Nurnberg, O.; Olivan, M.; Oro, L. A.; Werner, H. *Organometallics* **1993**, *12*, 3264–3272. Ojima, I.; Kumagai, M.; Nagai, Y. *J. Organomet. Chem.* **1974**, *66*, C14–C16.  
 (25) Faller, J. W.; D'Alliessi, D. G. *Organometallics* **2002**, *21*, 1743–1746.  
 (26) Glaser, P. B.; Tilley, T. D. *J. Am. Chem. Soc.* **2003**, *125*, 13640–13641.

**Scheme 2.** Solvent Optimization**Scheme 3.** Deuterium Labeling of Terminal Alkynes

numbers, we do not have reliable data on changes in reaction rate with solvent. The effect is general for all-carbon-substituted silanes, and acetone is the solvent of choice for these silanes. Yields for hydrosilylations with alkoxy silanes—including intramolecular reactions<sup>15</sup>—are significantly reduced in acetone and in protic solvents as a result of extensive decomposition, and so dichloromethane remains the better choice for these reactions. This is presumably due to the difficulty in obtaining truly anhydrous acetone and to the hydrolytic instability of alkoxy silanes in the presence of a Lewis-acidic ruthenium complex.

The stereochemistry of addition is not pertinent with terminal alkynes in cases where  $\alpha$ -silane formation is predominant, but the observation of a trans addition process with internal alkynes led us to establish the stereochemistry for terminal cases by means of a deuterium labeling experiment. Pleasantly, reaction of the alkyne **8** with triethylsilane-*d* and complex **7** provided a single product, **40** (Scheme 3, eq i). Analysis with  $^1\text{H}$  NMR indicated 100% incorporation of deuterium at a single vinyl position resulting from trans addition.<sup>27</sup> The same experiment with rather hindered alkyne **26** gave the same result (Scheme 3, eq ii). The assignment of trans addition stereochemistry in silane **40** is based on  $^1\text{H}$  NMR shifts of related compounds. The cis ( $\delta$  5.28–5.37) and trans ( $\delta$  5.65–5.75) protons relative to silicon of  $\alpha$ -triethylsilyl vinylsilanes are quite distinct, both for other substrates in this study and in closely related

(27) Notably, a single experiment repeating these results with complex **6** appears to contain 15–20%  $^1\text{H}$  at the trans addition position. We have not ruled whether H–D exchange with the terminal alkyne prior to hydrosilylation is to blame for this anomaly, though it is possible that under some conditions a cis addition might be a minor, competing pathway.

1-cyclohexenyl-triethylvinylsilane reported elsewhere.<sup>28</sup> This result indicates that the trans addition phenomenon is general—that it applies to terminal alkynes in addition to internal alkynes. The importance of the result with the sterically demanding terminal alkynes is mechanistically significant. Pathways operating by cis addition/isomerization mechanisms would be expected to show an erosion in stereochemistry as the steric bulk of the alkyne substituent is increased. Indeed, in other reports of clean trans additions to terminal alkynes (to provide (*Z*)- $\beta$ -vinylsilane products), substantial increases in the steric bulk of the alkyne substituents led to erosion in *Z/E* selectivity. This observation was ascribed to the relative similarity of steric bulk between silyl and R groups.<sup>23</sup> However, we observed no cis addition products by deuterium incorporation for the quite hindered alkyne **26** (Scheme 3, eq ii), making it unlikely that the hydrosilylation proceeds through a species such as **42**.

**Internal Alkynes**

Many of the most important extant alkyne hydrosilylation catalysts are unreactive toward internal alkynes, and there is a dearth of useful hydrosilylation catalysts for this substrate class.<sup>1,10</sup> We were pleased to find that the same catalyst and conditions which provided regioselective hydrosilylation of terminal alkynes induced clean hydrosilylation of internal alkynes to provide trisubstituted vinylsilanes (Table 3). The observed products are exclusively (*Z*)-vinylsilane isomers, the product of a trans addition process. This selectivity has been extremely robust; in extensive examination of a wide range of internal alkynes, we have not observed the formation of any (*E*)-vinylsilanes.<sup>29,30</sup> This finding is the only reported direct trans addition in the intermolecular hydrosilylation of alkynes.<sup>31</sup> Functional group tolerance and reaction scope for the reaction are similar to those of terminal alkynes (Table 3). Internal alkynes often produce nearly quantitative yields (>95%)—higher than those of terminal alkynes—perhaps reflecting that, for a terminal alkyne, there exists the possibility for alkynyl C–H insertion and/or vinylidene-based side reactions and catalyst decomposition pathways not possible with internal alkynes.<sup>32</sup>

In pursuing regioselectivity with internal alkynes, an initial screen of a few alkynes provided somewhat mixed results (Table 3). Both 1,5- and 1,6-enynes provided very good regioselectivity (entries 1 and 2). At first, the basis for this selectivity seemed to be coordination of the pendant olefin in some sense, though how the observed regiochemistry fits with a mechanistic picture developed later<sup>33</sup> is not obvious, and other factors may be at play. In addition, pendant C–C unsaturation with the opportunity for chelation to a ruthenium center also results in decreased reactivity, turnover, and yield, and so it has not proven to be a general approach to obtaining regiocontrol in the hydrosilylation of internal alkynes.

- (28) Kang, S. K.; Hong, Y. T.; Lee, J. H.; Kim, W. Y.; Lee, I.; Yu, C. M. *Org. Lett.* **2003**, *5*, 2813–2816. Fuerstner, A.; Kollegger, G.; Weidmann, H. J. *Organomet. Chem.* **1991**, *414*, 295–305.
- (29) Small amounts (ca. 5%) of the (*E*)-vinylsilanes have been reported by Fürstner in the hydrosilylation of rather small macrocyclic alkynes (12–14 members) with complex **7**. Larger rings resulted in only (*Z*)-vinylsilane products. See ref 30.
- (30) Fürstner, A.; Radkowski, K. *Chem. Commun.* **2002**, 2182–2183. Lacombe, F.; Radkowski, K.; Seidel, G.; Fürstner, A. *Tetrahedron* **2004**, *60*, 7315–7324.
- (31) Denmark, S. E.; Pan, W. *Org. Lett.* **2003**, *5*, 1119–1122.
- (32) Trost, B. M.; Rhee, Y. H. *J. Am. Chem. Soc.* **2003**, *125*, 7482–7483. Trost, B. M.; Rhee, Y. H. *J. Am. Chem. Soc.* **2002**, *124*, 2528–2533.
- (33) Chung, L. W.; Wu, Y.-D.; Trost, B. M.; Ball, Z. T. *J. Am. Chem. Soc.* **2003**, *125*, 11578–11582.

Table 3. Hydrosilylation of Internal Alkynes with Complex 7<sup>a</sup>

entry	alkyne	number	silane	major product	number	ratio <sup>b</sup>	yield <sup>c</sup>
1		44	(EtO) <sub>3</sub> SiH		45	5:1	86
2		46	Et <sub>3</sub> SiH		47	>20:1	70 <sup>d</sup>
3		48	(EtO) <sub>3</sub> SiH		49	2.4:1	100
4 <sup>e</sup>		50	(EtO) <sub>3</sub> SiH		51	>20:1	(40% conv.)
5 <sup>e</sup>		52	Et <sub>3</sub> SiH		53	>20:1	(20% conv.)
6		54	(EtO) <sub>3</sub> SiH		55	1:1	96 <sup>g</sup>
7		56	(EtO) <sub>3</sub> SiH		57	5:1	71 <sup>d</sup>
8 <sup>f</sup>		58	(EtO) <sub>3</sub> SiH		59	6:1	92
9		60	(EtO) <sub>3</sub> SiH		61	>10:1	67 <sup>g</sup>

<sup>a</sup> All reactions were performed 0.5 M in CH<sub>2</sub>Cl<sub>2</sub> on 0.2–0.5 mmol scale; 1.2 equiv of silane and 1 mol % complex 7 were employed unless otherwise indicated. Reactions were generally complete within 1 h. <sup>b</sup> Ratio of major:minor regioisomers determined by NMR and/or GC analysis of the crude reaction mixture. Only trans addition products were observed. <sup>c</sup> Isolated yield is for the mixture of regioisomers unless otherwise indicated. <sup>d</sup> Yield refers to isolated pure major product. <sup>e</sup> 10 mol % catalyst loading. <sup>f</sup> 4 mol % catalyst loading. <sup>g</sup> Product isolated as trans olefin after protodesilylation. See ref 14b.

We also examined simple steric differentiation, which afforded quite selective cis addition in a study by Molander.<sup>10</sup> Discrimination of a 2-alkyne provided modest regioselectivity (2.4:1) for the hydrosilylation product with silicon in the less sterically demanding position (Table 3, entry 3). It may be that the selectivity in this case is due more to electronic than to steric considerations. Problems with this approach surfaced when more sterically demanding alkynes were studied in an attempt to improve steric differentiation (entry 4), or when aryl substituents were included (entry 5). In these cases, complete regioselectivity for the hydrosilylation regioisomer with silicon in the more sterically demanding position was observed. This result is in line with that observed with terminal alkynes. However, low conversion was observed even with quite elevated catalyst loadings. It became apparent that steric differentiation would be troublesome if reactivity dropped when sufficient steric bulk was introduced to induce improved regioselectivity.<sup>34</sup>

Another possibility is the use of proximal heteroatoms for direction, which has been observed to afford direction in limited cases.<sup>12,13</sup> Again, the results were initially mixed. The use of a homopropargylic alcohol afforded a 5:1 mixture of regioisomers, with both isomeric siloxanes isolated after intramolecular cyclization onto the pendant alcohol (Table 3, entry 7). However, a  $\gamma,\delta$ -alkynyl ketone substrate did not demonstrate any direction from the carbonyl group (entry 6). A primary propargylic acetate also afforded rather useful levels of regioselectivity (6:1, entry 8), as did the methyl acetal of 2-butyne (entry 9). The relative

contributions of the several factors which could contribute to this selectivity have not been examined. Although initially it is tempting to invoke steric arguments, the strong directing effects later observed with propargylic alcohols indicate that electronic effects are likely important in this case.

### Propargylic Alcohols

We became interested in the hydrosilylation of propargylic alcohols. These compounds are readily synthesized in enantiomerically enriched form,<sup>35</sup> and several interesting methodologies based on vinylsilanes bearing allylic alcohols have been developed, despite the circuitous means previously available for accessing such compounds.<sup>36</sup> Unfortunately, all attempts to perform hydrosilylation of propargylic alcohols with triethoxysilane resulted only in extensive decomposition (Scheme 4), and no vinylsilane was ever isolated. This was a surprise, as a terminal alkyne propargylic alcohol could be used as an efficient substrate (see Table 2, entry 4).

Reasoning that poor product stability may be to blame for the observed decomposition, we switched to triethylsilane. This provided an immediate benefit, as the  $\beta$ -silyl allylic alcohol was formed in quantitative yield and 13:1 regioselectivity (Table 4, entry 2). Again, only the (*Z*)-products of a trans addition process

(34) Reactivity in a trans addition process can be achieved for such hindered substrates with intramolecular hydrosilylation reactions. See ref 15.

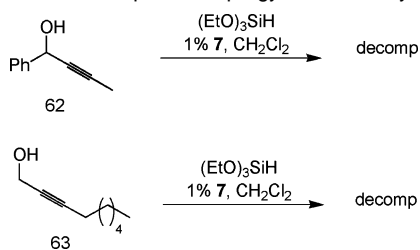
(35) Ojima, I., Ed. *Catalytic Asymmetric Synthesis*, 2nd ed.; Wiley-VCH: New York, 2000. Frantz, D. E.; Fassler, R.; Carreira, E. M. *J. Am. Chem. Soc.* **2000**, *122*, 1806–1807. Anand, N. K.; Carreira, E. M. *J. Am. Chem. Soc.* **2001**, *123*, 9687–9688. Boyall, D.; Frantz, D. E.; Carreira, E. M. *Org. Lett.* **2002**, *4*, 2605–2606.

(36) (a) Hasan, I.; Kishi, Y. *Tetrahedron Lett.* **1980**, *21*, 4229–4232. (b) Taguchi, H.; Ghoroku, K.; Tadaki, M.; Tsubouchi, A.; Takeda, T. *Org. Lett.* **2001**, *3*, 3811–3814.

**Table 4.** Selective Hydrosilylation of Propargylic Alcohols Catalyzed by Ruthenium Complex **3.1**<sup>a</sup>

entry	alkyne	number	silane	mol% 7	major product	number	Yield <sup>b</sup> / selectivity <sup>c</sup>
1 <sup>d</sup>		<b>63</b>	Me <sub>2</sub> (EtO)SiH	2		<b>64</b>	30% N.D.
2 <sup>e</sup>		<b>63</b>	Et <sub>3</sub> SiH	1		<b>65</b>	99% 13:1
3 <sup>e</sup>		<b>62</b>	Me <sub>2</sub> (EtO)SiH	2		<b>66</b>	73% <sup>f</sup> 5:1
4 <sup>e</sup>		<b>62</b>	Et <sub>3</sub> SiH	1		<b>67</b>	97% 20:1
5		<b>62</b>	BDMS-H	2		<b>68</b>	91% <sup>f</sup> 14:1
6 <sup>e</sup>		<b>69</b>	BDMS-H	5		<b>70</b>	78% <sup>f</sup> (91) N.D.
7		<b>36</b>	BDMS-H	3		<b>37</b>	98% 6:1
8		<b>71</b>	BDMS-H	2		<b>72</b>	58% <sup>f</sup> 5:1
9		<b>73</b>	BDMS-H	3		<b>74</b>	91% 9:1

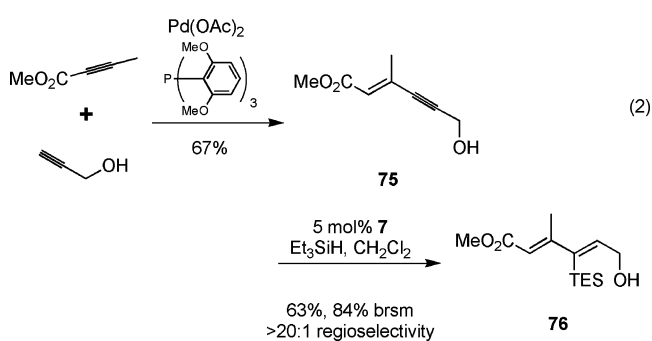
<sup>a</sup> All reactions were performed with 1.2 equiv of silane in acetone from 0 °C to room temperature and were complete within 30 min unless otherwise indicated. <sup>b</sup> Isolated yield of both isomers except where indicated. Numbers in parentheses refer to yields based on unreacted starting material. <sup>c</sup> Regiochemistry of silane addition determined by crude <sup>1</sup>H NMR or GC. Both isomers are (*Z*)-stereochemistry. <sup>d</sup> Reaction performed with 1.5 equiv of silane in CH<sub>2</sub>Cl<sub>2</sub>. <sup>e</sup> Reaction performed in CH<sub>2</sub>Cl<sub>2</sub>. <sup>f</sup> Isolated yield of pure major isomer.

**Scheme 4.** Failed Attempts at Propargylic Alcohol Hydrosilylation

were observed. Although appropriate for some applications,<sup>36a</sup> triethylvinylsilanes are not extensively useful intermediates, and we were interested in a silane with more robust and facile chemistries in further elaboration reactions. The use of monoalkoxy dimethylsilanes did allow isolation of some of the desired silacycle, but the product was so unstable that only very poor yields could be obtained after careful purification on florisil (entry 1). A more bulky secondary alcohol greatly improved product stability, and the desired vinylsilane was isolated in respectable yield (entry 3).

The synthesis of stereodefined polyenoates is often called for in the synthesis of natural product targets. When combined with palladium-catalyzed alkyne–alkyne coupling to produce enyne


**75**,<sup>37a</sup> the method described here allows for rapid, atom-economical, and catalytic access to dienolate **76** in a stereo-specific manner. This route compares favorably to other routes to similar compounds, where obtaining olefin isomer selectivity is often a challenge.<sup>37b</sup>



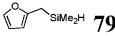










Although for some subsequent applications the transient formation of the unstable monoalkoxy dimethylsilyl product

(37) (a) Trost, B. M.; Sorum, M. T.; Chan, C.; Harms, A. E.; Ruhter, G. *J. Am. Chem. Soc.* **1997**, *119*, 698–708. (b) Smith, A. B.; Walsh, S. P.; Frohn, M.; Duffey, M. O. *Org. Lett.* **2005**, *7*, 139–142.

Table 5. Hydrosilylation of Alkynyl Carbonyl Compounds



entry	alkyne	cmpd	silane	mol% 7	product	yield	selectivity <sup>b</sup>
1		<b>77</b>	BnMe <sub>2</sub> SiH	0.5	<b>78</b>	98	>20:1
2		<b>77</b>	 <b>79</b>	5	<b>80</b>	89	>20:1
3		<b>81</b>	(allyl)Me <sub>2</sub> SiH	4	<b>82</b>	81	>20:1
4		<b>84</b>	PhMe <sub>2</sub> SiH	2	<b>85</b>	96	>20:1
5		<b>84</b>	(EtO) <sub>3</sub> SiH	1	<b>86</b>	99	5:1
6		<b>87</b>	BnMe <sub>2</sub> SiH	1	<b>88</b>	67 ( <b>89</b> ) <sup>c</sup>	>20:1
7		<b>89</b>	BnMe <sub>2</sub> SiH	1	<b>90</b>	88	7:1
8		<b>91</b>	(allyl)Me <sub>2</sub> SiH	5	<b>92</b>	72	15:1
9		<b>93</b>	BnMe <sub>2</sub> SiH	3	<b>94</b>	34	>20:1
10		<b>95</b>	BnMe <sub>2</sub> SiH	1	<b>96</b>	94	>20:1

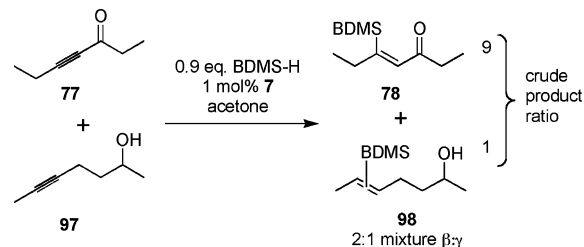
<sup>a</sup> Reactions were performed using 1.2 equiv of silane at 0.5 M in acetone for 30 min. <sup>b</sup> Ratio of  $\beta$ -vinylsilane: $\alpha$ -vinylsilane determined by analysis of crude <sup>1</sup>H NMR. In all cases only (Z)-vinylsilane isomers were observed. <sup>c</sup> Yield in parentheses is based on recovered alkyne.

would suffice, and for some others trialkylvinylsilanes are suitable, we sought a silane that would combine the benefits of both of these silanes. We sought to maintain clean reactivity and good product stability while permitting a wide variety of subsequent operations. After examining several choices, including chlorodimethylsilane and allyldimethylsilane, and considering more exotic choices, in our hands the optimal choice was BDMS-H, which reacts in a manner similar to triethylsilane, requiring only slightly higher catalyst loadings (generally 2–4%). BDMS-H performs well and tolerates a range of functional groups (Table 4). Propargylic alcohol substrates are themselves unique; the presence of neighboring olefins typically produces poor reactivity, but a propargylic hydroxyl allows for significant reactivity (entry 8). In addition, propargylic alcohol substrates succeed even in the presence of substantial steric bulk. Entry 9 illustrates reactivity with a highly hindered alkyne which proceeds with 3% catalyst loading (cf. Table 3, entry 4, which reacts to only 40% conversion with 10% catalyst loading). Indeed, entry 9 undergoes hydrosilylation, whereas 1,3-enynes without propargylic free hydroxyls so far examined fail to react.

### $\alpha,\beta$ -Alkynyl Carbonyl Compounds

The final and probably most robust class of alkynes which we have found amenable to intermolecular hydrosilylation is  $\alpha,\beta$ -alkynyl carbonyl compounds. The use of catalytic [Cp\**Ru*(MeCN)<sub>3</sub>]PF<sub>6</sub> (**7**) in the hydrosilylation of alkynyl esters and ketones provides exclusive trans addition to the (Z)-olefin isomer, with very good selectivity for the  $\beta$ -silyl regioisomer (Table 5). Similar regiochemistry is accessible by stoichiometric silyl cupration of the alkyne, but the silyl group is generally limited to SiMe<sub>2</sub>Ph, the basic silylcuprate prevents tolerance of

### Scheme 5. Chemoselectivity among Alkynes



some functional groups, and direct hydrosilylation is a more atom-economical process.<sup>20,38</sup> A variety of substituted silanes can be employed. Although  $\gamma$ -alkoxy groups result in generally lower yields or turnover numbers (entries 6 and 9), the unprotected  $\gamma$ -hydroxy compounds are well-tolerated (entries 7, 8). An alkynyl acid is also a good substrate for hydrosilylation (entry 10). Interestingly, only 1.2 equiv of silane need be employed with the carboxylic acid functionality—a fact demonstrating the chemoselectivity of the ruthenium-catalyzed reaction. Alkoxysilanes are also competent reaction partners (entry 5), but the regioselectivity is somewhat compromised, in line with the trend generally observed for other substrate classes.

The effects of steric demand and electronic perturbations on reactivity result in significant differences in hydrosilylation kinetics among internal alkynes (Scheme 5). As shown, a competition experiment between internal alkynes determined that selective hydrosilylation at an electron-deficient alkyne in the presence of a dialkyl alkyne is possible. Reaction of the

(38) Fleming, I.; Newton, T. W.; Sabin, V.; Zammattio, F. *Tetrahedron* **1992**, *48*, 7793–7802.



ynone substrate is preferred in a 9:1 ratio, as determined by  $^1\text{H}$  NMR analysis of the crude reaction mixture.

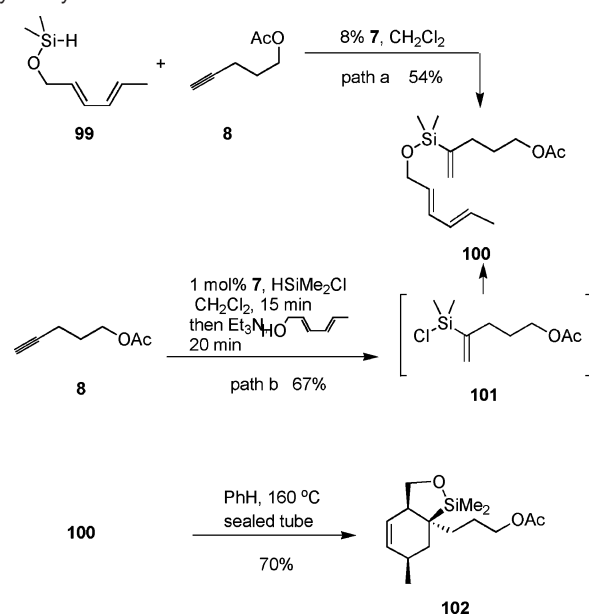
### Orthogonal Tethers for the Diels–Alder Reaction from H–Si–X Silanes

The Diels–Alder reaction constitutes one of the most powerful and widely utilized reactions available to the organic chemist. Highly activated dienes and dienophiles often provide good intermolecular reactivity and regiocontrol. However, relatively unactivated dienes and dienophiles are often quite unreactive and/or suffer from poor regiocontrol. For this reason, intramolecular Diels–Alder reactions (IMDAs) have been extensively studied as a means of achieving both pre-organization for regio- and stereocontrol and increased reactivity. Removable tethers allow the advantages of IMDAs in cases where bicyclic products are not desired, and silicon tethers are especially useful in this context because they can serve as “traceless” tethers after protodesilylation or as alcohol surrogates through oxidation.

While disiloxane tethers are one approach, the direct use of vinyl- or dienylsilanes allows increased synthetic efficiency, stability, and potentially selectivity. Very simple vinylsilane tethers are readily synthesized by trapping vinyl organometallic reagents (usually  $\text{RMgX}$  or  $\text{RLi}$ ) with dichlorosilanes.<sup>40</sup> This approach places limits on the functional groups present in the vinylmetallic, and the use of difunctional dichlorosilanes may require large excess of the silyl reagent for smooth monoaddition unless special reagents are employed.<sup>40a</sup>

Straightforward access to some disubstituted vinylsilanes has been demonstrated. However, more complex substrates such as trisubstituted vinylsilanes are generally only poorly accessible by circuitous means and hence are little investigated—even though they potentially allow access to synthetically challenging products and quaternary stereocenters.<sup>41</sup> Given the ready access to vinylsilane species provided by ruthenium-catalyzed hydrosilylation, we sought to pursue structures that would be difficult to obtain by other means. We synthesized<sup>42</sup> the dienyl silane **99** ( $\text{HMe}_2\text{Si}$ )<sub>2</sub>NH,  $\Delta$ ; Scheme 6) and found that coupling with a terminal alkyne catalyzed by complex **7** did indeed produce the desired triene (Scheme 6). However, the yield was modest, and high loading of ruthenium was required for conversion. The efficiency of obtaining the IMDA substrate (in terms of yield and catalyst loading) could be improved by delaying the diene introduction until after the vinylsilane was formed. A silyl hydride containing a chloride leaving group—such as  $\text{HMe}_2\text{SiCl}$ —could be used as an orthogonal means of introducing the two tethering units (path b). This should prevent the need for large excesses of the silane as in many traditional tethering protocols where dichlorosilanes are used. The process demonstrates the success of halogenated silanes in hydrosilylation reactions catalyzed by complex **7** and should be applicable to building “traceless” tethers for any number of intramolecular reactions.

**Scheme 6.** Synthesis of Tethered Diels–Alder Substrates with Hydrosilylation



We were thus excited to find that alkyne **8** reacts with  $\text{HMe}_2\text{SiCl}$  in the presence of very low levels of complex **7** to provide presumably an intermediate chlorosilane (Scheme 6, path b). This intermediate was not isolated or observed, but rather it was treated directly with triethylamine and sorbol to give an improved yield of the desired triene in a one-pot process that eliminated the need to isolate and purify a silyl hydride intermediate such as **99**. Stork has previously shown that similar 1,1-disubstituted vinylsilanes undergo cycloaddition under thermal conditions.<sup>40a</sup> In a Teflon-sealed screw-cap vial, triene **100** was smoothly converted to bicyclic system **102** at 180 °C in benzene. (Stork, using a sealed tube, saw reaction of very similar systems at 160 °C. We suspect that the elevated temperatures required for our cycloadditions are due to a lower internal temperature in our apparatus. The same trend is observed for compound **103** below.)

We also turned our attention to a more substituted system. Taking advantage of the good regiocontrol available to  $\alpha,\beta$ -alkynoates, the one-pot chlorodimethylsilane protocol allowed clean formation of the tethered triene **103**. Thermal cycloaddition again provided clean, though sluggish, conversion to what appeared to be the cycloaddition product. Upon exposure to silica, the product decomposed to a mixture of at least two new products. Therefore, we directly treated the crude Diels–Alder adduct **104** with either protodesilylation or oxidation conditions to provide the cyclohexene products **105** and **106**, respectively (Scheme 7). As discussed earlier, both protodesilylation and silane oxidation are extremely sluggish processes with tertiary silanes. However, a hydroxyl substituent  $\beta$  to the silane activates the silane through formation of a five-membered-ring silicate.<sup>40a,43</sup> Oxidation and protodesilylation processes thus proceed at 60 and 80 °C, respectively, to give good yields of the desired cyclohexene products.

The cycloaddition product relative stereochemistry was determined by NOE analysis. The identity of **102** was established from a 1,3-diaxial NOE as shown below. The bold “H”

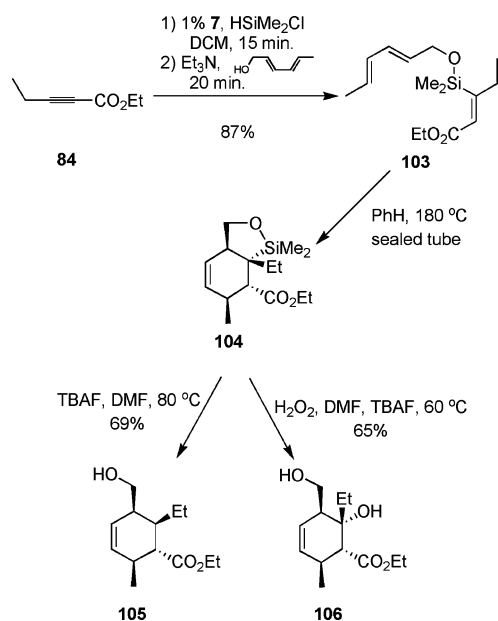
(39) Bols, M.; Skrydstrup, T. *Chem. Rev.* **1995**, *95*, 1253. Fensterbank, L.; Malacria, M.; Sieburth, S. *Synthesis* **1997**, 813. Gauthier, D. R., Jr.; Zandi, K. S.; Shea, K. J. *Tetrahedron* **1998**, *54*, 229.

(40) (a) Stork, G.; Chan, T. Y.; Breault, G. A. *J. Am. Chem. Soc.* **1992**, *114*, 7578–7579. (b) Brosius, A. D.; Overman, L. E.; Schwink, L. *J. Am. Chem. Soc.* **1999**, *121*, 700–709. (c) Shea, K. J.; Zandi, K. S.; Staab, A. J.; Carr, R. *Tetrahedron Lett.* **1990**, *31*, 5885–5888. (d) Gauthier, D. R., Jr.; Zandi, K. S.; Shea, K. J. *Tetrahedron* **1998**, *54*, 2289–2338.

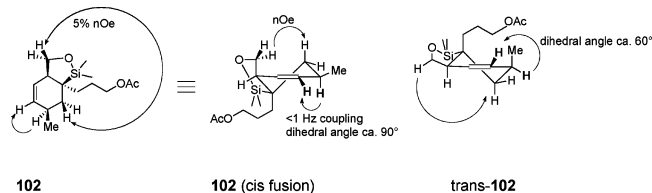
(41) Tamao, K.; Kobayashi, K.; Ito, Y. *J. Am. Chem. Soc.* **1989**, *111*, 6478–6480.

(42) Marshall, J. A.; Yanik, M. M. *Org. Lett.* **2000**, *2*, 2173–2175.

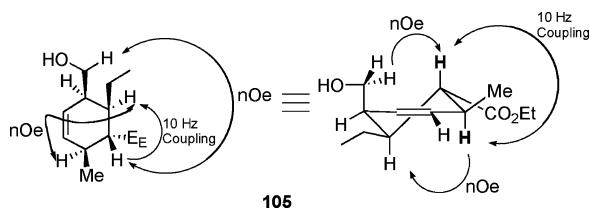
(43) Stork, G.; Chan, T. Y. *J. Am. Chem. Soc.* **1995**, *117*, 6595–6596.

**Scheme 7.** Alkyne Hydrosilylation To Build More Complex Substrates for Silicon-Tethered Diels–Alder Reactions


indicates protons with a very small ( $< 1$  Hz) coupling, consistent with the perpendicular arrangement of these protons in the *cis* structure. The alternative *trans*-**102** should have a rather large coupling constant, given the nearly coplanar arrangement of the bolded atoms in that structure.



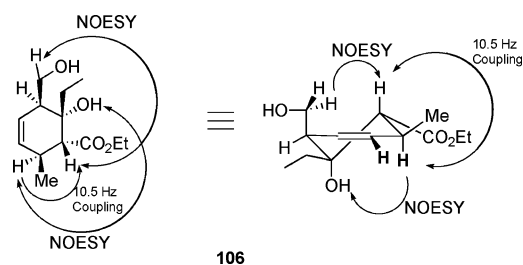
The structure of protodesilylation product **105** could be established through a similar 1,3-diaxial NOE. In this case, the large (10 Hz) coupling constant exhibited by antiperiplanar hydrogen atoms is indicative of the product from an *exo*-mode Diels–Alder cyclization with respect to the ester substituent.



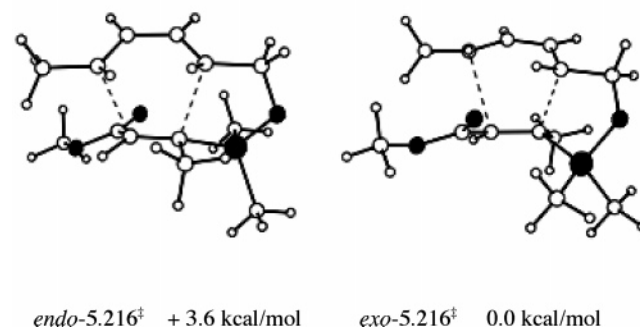
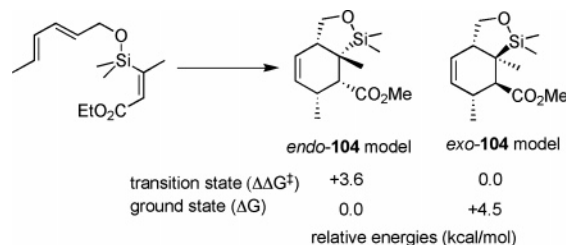
Stereochemical proof of the oxidation product **106** required NOESY analysis, which identifies the *exo* adduct through a 1,3-diaxial correlation together with the aforementioned 10.5 Hz antiperiplanar coupling.<sup>44</sup>

Given the *exo* product formation in opposition to that typically expected of intermolecular Diels–Alder reactions, we became interested in determining the basis of the observed selectivity. The *endo* and *exo* transition states were located for this reaction and verified by frequency calculations at the AM1, HF/3-21G(\*),

(44) The *exo* adduct is more in line with NMR data at hand than the *endo* product previously proposed for a similar (less substituted) case. See ref 40a.



and B3LYP/6-31G(d) levels (Figure 1).<sup>45,46</sup> All three gave essentially the same result: the *exo* transition state is favored by 3–4 kcal/mol. Specifically, the  $\Delta\Delta G^\ddagger$  values for the zero-point-corrected transition-state energies were 3.2 [AM1], 4.0 [HF/3-21G(\*)], and 3.7 kcal/mol [B3LYP/6-31G(d)]. Initial results indicate that the *endo* product is 4–5 kcal/mol more stable than the *exo*; thus, the *exo* product is kinetically preferred, but the thermodynamic product is *endo*—the opposite of the usual (intermolecular) textbook cases. The transition states themselves are rather different. The disfavored *endo* transition state (left) is nearly perfectly synchronous, with incipient bond lengths of 2.19 and 2.21 Å. The preferred *exo* transition state is highly asynchronous, however, with incipient bond distances of 2.00 and 2.54 Å. Although this might suggest that the latter transition state more nearly resembles a Michael addition, there was little evidence of extra charge separation in the calculation.



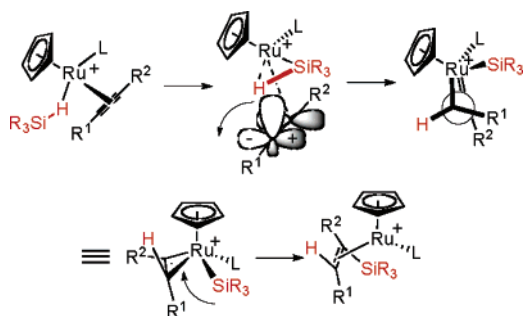
**Figure 1.** Calculated transition-state structures.

**Conclusion**

The  $\text{Cp}^*\text{Ru}^+$ -catalyzed hydrosilylation of a wide variety of terminal and internal as well as conjugated and nonconjugated alkynes proceeds rapidly and with good regioselectivity in most cases. In addition, a diverse array of silanes ranging from trialkyl to trialkoxy react. Based upon a qualitative observation of required catalyst loading for complete reaction, a rough order of reactivity can be suggested as  $\text{SiEt}_3 \approx \text{SiMe}_2\text{Cl} > \text{SiMe}_2\text{OR}$

(45) All calculations were performed by using GAUSSIAN 98. The built-in default thresholds for wave function and gradient convergence were employed, transition states were located by using the QST3 option, and they were verified by analytical frequency calculations.

(46) Frisch, M. J.; et al. *Gaussian98*; Gaussian, Inc.: Pittsburgh, PA, 1998.



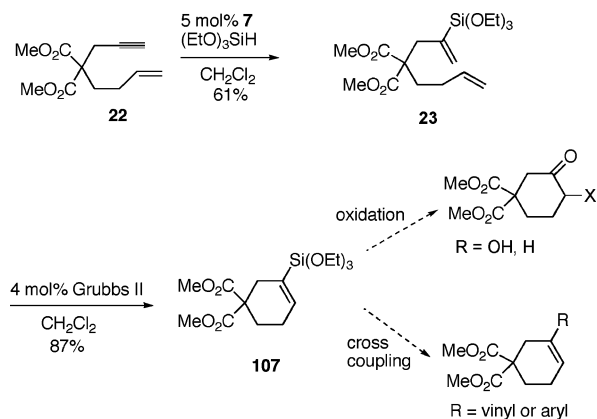
**Figure 2.** Proposed mechanism for transition addition without cis–trans isomerization.

$\approx \text{Si}(\text{OR})_3 > \text{SiMe}_2\text{Bn} \approx \text{SiMe}_2\text{Ph}$ . The apparent lower reactivity of the last two, especially  $\text{SiMe}_2\text{Bn}$  (BDMS), is somewhat surprising, given the high reactivity of triethylsilane. The high affinity of this type of ruthenium complex to coordinate with an aromatic ring may account for this apparent anomaly. Nevertheless, the reactions of BDMS-H still proceed in good yields with reasonable rates and catalyst loadings. The products of hydrosilylation with this silane are particularly useful for subsequent transformations based upon the fact that the benzyl group is chemoselectively replaced by a hydroxy group with TBAF, enabling cross-coupling and Tamao–Fleming oxidations.

The observation of a clean trans addition in each case speaks against a mechanism involving an initial cis addition followed by isomerization before the final reductive elimination. This stereochemical course for the Markovnikov hydrosilylation of the two terminal alkynes further attests to this conclusion. A mechanism involving a direct three-component addition, as depicted in Figure 2, emerged from calculations.<sup>33</sup> While it provides a nice rationalization for a direct trans addition, it also provides some enlightenment regarding the regiochemistry. The hypervalency involved in the transition state for H delivery should favor its delivery to the sterically more accessible alkyne carbon, which accounts for the Markovnikov addition with terminal alkynes and several internal alkynes. According to this model, the role of a propargylic alcohol substituent to direct the reaction wherein this substituent resides on  $\text{R}^1$  is inductive; an electronegative substituent adjacent to the carbenoid center of the ruthenacyclopentene (i.e., if it were in  $\text{R}^2$ ) is disfavored. This type of effect also explains the regioselectivity with respect to  $\alpha,\beta$ -unsaturated carbonyl substrates. The example of Table 4, entry 9, is quite interesting in this regard. In the competition between a vinylogous carbonyl substituent and a propargylic alcohol, the latter wins although the steric factor may also be a contributor.

The mechanistic hypothesis may illustrate the unique nature in metal catalysts, such as ruthenium, occupying an intermediate place on the periodic table between late transition metals (palladium, rhodium), which exhibit facile oxidation–reduction, and early transition metals and actinides (titanium, thorium), which act through polar mechanisms due to the inaccessibility of oxidation–reduction cycles. In the mechanism proposed here, oxidative addition into the Si–H bond is not energetically feasible. Instead, the silane is activated through a  $\sigma$ -complex in a step reminiscent of early transition metals. The formal oxidation of the ruthenium center certainly can occur, however, to provide the vinylruthenium intermediate. At this point additional stabilization of the ruthenium(IV) center is provided by the C–C  $\pi$ -bond as  $\eta^2$ -coordination of the vinyl ligand.

**Scheme 8.** Hydrosilylation–Metathesis for Cyclic Vinylsilane Formation



The use of the hydrosilylation as an entry to the silicon-tethered Diels–Alder reaction significantly enhances the utility of this strategy. The exo selectivity provides an additional benefit beyond the regioselectivity compared to the untethered case. Combined with the ability to perform both oxidative desilylation and protodesilylation allows for the synthetic equivalent of a  $\beta$ -hydroxy- $\alpha,\beta$ -unsaturated ester dieneophile.

More mechanistic work is clearly called for. Nevertheless, a reasonable case exists that a new mechanistic principle may be involved. From a practical synthetic point of view, the unusual regio- and geometric selectivity adds a new dimension to the atom-economic hydrosilylation of alkynes complementary to other catalytic systems and the utility of the resultant vinylsilanes for further structural elaborations.

The complex **7** affords the first general access to 1,1-disubstituted vinylsilanes, as well as the first hydrosilylation of internal alkynes by a trans addition pathway. Importantly, a diverse set of silane substituents are compatible with the hydrosilylation reaction, including alkyl, alkoxy, aryl, 2-furanylmethyl, and chloro groups. The regioselectivity combined with the versatility of being able to use almost any type of substituent in silicon bodes well for synthetic applications. For example, the requirement for alkoxyvinylsilanes as partners in ruthenium-catalyzed metathesis<sup>47</sup> allows the ring-forming sequence shown in Scheme 8. The resulting cyclic vinylsilanes can then be employed for further elaboration such as Tamao–Fleming oxidation and cross-coupling. We hope that the work presented here spurs the continued development of silicon as a versatile, stable, and environmentally benign vinylmetal species for complex target synthesis. We are intrigued by the prospects that discoveries made in the course of hydrosilylation may portend transition-metal-catalyzed trans addition processes with alkynes as a general synthesis of other olefin classes.

## Experimental Section

**General Procedure for the Hydrosilylation of Simple Alkynes:**  
**5-Acetyloxy-2-(triethylsilyl)-1-pentene, 9.** The alkyne **8** (50  $\mu\text{L}$ , 0.38 mmol), in a flask under Ar, was dissolved in  $\text{CH}_2\text{Cl}_2$  (0.75 mL, 0.5 M solution) and treated with triethylsilane (72  $\mu\text{L}$ , 0.45 mmol). The flask was cooled to 0  $^\circ\text{C}$ , and solid **6** (1.6 mg, 0.0038 mmol) was added at this temperature. The flask was immediately allowed to warm to

(47) Chatterjee, A. K.; Morgan, J. P.; Scholl, M.; Grubbs, R. H. *J. Am. Chem. Soc.* **2000**, *122*, 3783–3784. Pietraszuk, C.; Marciniak, B.; Fischer, H. *Organometallics* **2000**, *19*, 913. Denmark, S. E.; Yang, S. M. *Org. Lett.* **2001**, *3*, 1749.

ambient temperature and stirred for 30 min. The crude reaction mixture was concentrated under reduced pressure and immediately applied to a silica gel column (eluent with 20:1 petroleum ether:ether). After purification, 78 mg (86%) of the desired 1,1-disubstituted silane was isolated as a clear, colorless oil.

*R<sub>f</sub>*: 0.60 (10:1 petroleum ether:EtOAc). <sup>1</sup>H NMR (300 MHz, CDCl<sub>3</sub>): δ 5.65 (m, 1H), 5.33 (d, *J* = 2.7 Hz, 1H), 4.07 (t, *J* = 6.8 Hz, 2H), 2.14 (t, *J* = 7.8 Hz, 2H), 2.05 (s, 3H), 1.75 (m, 2H), 0.93 (t, *J* = 7.8 Hz, 9H), 0.61 (q, *J* = 7.8 Hz, 6H). <sup>13</sup>C NMR (75 MHz, CDCl<sub>3</sub>): δ 171.2, 147.7, 125.6, 64.2, 32.1, 27.6, 21.0, 7.3, 2.8. IR (thin film): 2955, 2876, 1745 (s), 1239 (s), 720 cm<sup>-1</sup>. HRMS-EI (*m/z*): [M]<sup>+</sup> calcd for C<sub>13</sub>H<sub>26</sub>O<sub>2</sub>Si, 242.1702; found, 213.1302 [M - Et].

**10-(4-Acetylphenyl)-10-undecenoic Acid Methyl Ester, 35.** Vinylsilane **29** (69 mg, 0.20 mmol) and 4-iodoacetophenone (34 μL, 0.30 mmol) were taken up in THF under Ar at 0 °C. TBAF (0.40 mL, 0.40 mmol, 1.0 M in THF) was then added dropwise, and after 10 min, solid Pd<sub>2</sub>dba<sub>3</sub> (4.5 mg, 0.0050 mmol) was added and the flask allowed to warm to room temperature. After being stirred for 2 h, the mixture was diluted with ether (10 mL) and filtered through a plug of silica gel (ca. 2 cm), washing with additional ether (20 mL). The filtrate was concentrated under reduced pressure, and the resulting residue was applied to a silica gel column (eluent 100:8 petroleum ether:EtOAc) to give 56 mg (89%) of the desired coupling product as a white crystalline solid.

*R<sub>f</sub>*: 0.46 (4:1 petroleum ether:EtOAc). Mp: 38–39 °C. <sup>1</sup>H NMR (300 MHz, CDCl<sub>3</sub>): δ 7.93 (d, *J* = 8.5 Hz, 2H), 7.48 (d, *J* = 8.5 Hz, 2H), 5.35 (d, *J* = 1.0 Hz, 1H), 5.16 (d, *J* = 1.0 Hz, 1H), 3.66 (s, 3H), 2.60 (s, 3H), 2.51 (t, *J* = 7.3 Hz, 2H), 2.29 (d, *J* = 7.5 Hz, 2H), 1.60 (m, 2H), 1.43 (m, 2H), 1.22–1.34 (m, 8H). <sup>13</sup>C NMR (75 MHz, CDCl<sub>3</sub>): δ 197.7, 174.3, 147.8, 146.2, 135.9, 128.4, 126.2, 114.1, 51.4, 35.1, 34.0, 29.1 (2C), 29.0 (2C), 28.1, 26.6, 24.9. IR (thin film): 2930, 2856, 1739 (s), 1683 (s), 1604, 1268, 847 cm<sup>-1</sup>. Anal. Calcd for C<sub>20</sub>H<sub>28</sub>O<sub>3</sub>: C, 75.91; H, 8.92. Found: C, 76.12; H, 9.06.

**(2R,3S)-1,2,3-Trihydroxy-5-undecanone 1,2-Isopropylidene Ketal, 38.** The alkyne **36** (120 mg, 0.50 mmol) and BDMS-H (104 μL, 0.60 mmol) in acetone (1.0 mL) were treated at 0 °C with complex **7** (7.8 mg, 0.015 mmol). The mixture was allowed to warm to room temperature over 30 min. It was then re-cooled to 0 °C, diluted with THF (1.5 mL), and TBAF (0.60 mL, 0.60 mmol, 1.0 M solution in THF) was added dropwise. After 20 min, MeOH (1.0 mL) was introduced, followed by solid potassium bicarbonate (150 mg, 1.5 mmol) and aqueous H<sub>2</sub>O<sub>2</sub> (0.80 mL, 30% solution). The mixture was then stirred for 36 h at room temperature, at which time it was diluted with water (10 mL) and extracted with EtOAc (3 × 10 mL). The organic extracts were washed with brine (10 mL), dried over Na<sub>2</sub>SO<sub>4</sub>, and concentrated in vacuo. The residue was purified on a silica gel column (eluent: 85:15:1 petroleum ether:EtOAc:MeOH) to give 99 mg (77%) of the desired ketone as a single isomeric compound.

<sup>1</sup>H NMR (500 MHz, CDCl<sub>3</sub>): δ 4.08 (m, 1H), 3.92–3.95 (m, 3H), 3.27 (br OH, 1H), 2.82 (dd, *J* = 7.5, 1.8 Hz, 1H), 2.57 (m, 1H), 2.45 (t, *J* = 7.5 Hz, 2H), 1.57 (m, 2H), 1.39 (s, 3H), 1.34 (s, 3H), 1.26–1.30 (m, 6H), 0.87 (t, *J* = 7.0 Hz, 3H). <sup>13</sup>C NMR (125 MHz, CDCl<sub>3</sub>): δ 212.4, 109.4, 77.5, 69.1, 66.9, 45.1, 43.7, 31.5, 28.8, 26.7, 25.1, 23.5, 23.5, 22.4, 14.0. IR (thin film): 3472 (br, OH), 2932 (s), 1713, 1372, 1215, 1066 (s), 851 (w) cm<sup>-1</sup>. [α]<sub>D</sub><sup>25</sup>: -21.3° (c 1.3, CHCl<sub>3</sub>). Anal. Calcd for C<sub>14</sub>H<sub>26</sub>O<sub>4</sub>: C, 65.09; H, 10.14; Found: C, 64.84; H, 9.92.

**(±)-(S,S)-4-(Benzyldimethylsilyl)-7-(4-methoxy-benzyloxy)-1-phenylundec-4-en-6-ol, 70.** To a solution of (±)-(S,S)-7-(4-methoxy-benzyloxy)-1-phenylundec-4-yn-6-ol (50 mg, 0.13 mmol) and benzyldimethylsilane (23.7 mg, 0.16 mmol) in CH<sub>2</sub>Cl<sub>2</sub> (0.26 mL) was added [Cp\*Ru(MeCN)<sub>3</sub>]PF<sub>6</sub> (**7**) (3.3 mg, 0.0065 mmol) at 0 °C. The solution was allowed to warm to room temperature and stirred for 20 min, at which time TLC analysis indicated incomplete consumption of the alkyne. Another portion of complex **7** (3.3 mg, 0.0065 mmol) was added. The solution was stirred for 20 min, filtered through a plug of florisil, and concentrated under reduced pressure to yield (±)-(S,S)-4-

(benzyldimethylsilyl)-7-(4-methoxy-benzyloxy)-1-phenylundec-4-en-6-ol (53.6 mg, 78%) after purification on a silica gel column (eluent: 6:1, then 4:1 petroleum ether:ether).

*R<sub>f</sub>*: 0.16 (4:1 petroleum ether:ether). <sup>1</sup>H NMR (300 MHz, CDCl<sub>3</sub>): δ 6.85–7.23 (m, 14H), 6.00 (d, *J* = 9.5 Hz, 1H), 4.45–4.62 (m, 2H), 4.11–4.17 (m, 1H), 3.87 (s, 3H), 3.12–3.25 (m, 1H), 2.57 (t, *J* = 8.1 Hz, 2H), 2.39 (d, *J* = 3.2 Hz, 1H), 2.01–2.27 (m, 4H), 1.26–1.67 (m, 8H), 0.89 (t, *J* = 6.8 Hz, 3H), 0.08–0.12 (m, 6H). <sup>13</sup>C NMR (125 MHz, CDCl<sub>3</sub>): δ 159.7, 144.5, 142.6, 141.9, 140.0, 130.6, 129.9, 128.7, 128.61, 128.57, 128.42, 126.0, 124.5, 114.2, 83.2, 73.1, 72.7, 55.6, 38.2, 36.1, 32.3, 31.3, 28.2, 26.9, 23.2, 14.3, -1.1, -1.4. IR (thin film): 3585 (br), 2931, 2361, 1612, 1514, 1249 (s), 1035, 828, 699 cm<sup>-1</sup>. Anal. Calcd for C<sub>34</sub>H<sub>46</sub>O<sub>3</sub>Si: C, 76.93; H, 8.73. Found: C, 77.04; H, 8.83.

**General Procedure for Ruthenium-Catalyzed Hydrosilylation of α,β-Alkynyl Carbonyl Compounds: (Z)-5-(Benzyldimethylsilyl)-4-hepten-3-one, 78.** Neat 4-heptyn-3-one (4.14 g, 37.6 mmol) and benzyldimethylsilane (7.79 mL, 45.1 mmol) were taken up in acetone (60 mL) at 0 °C under Ar. Solid [Cp\*Ru(MeCN)<sub>3</sub>]PF<sub>6</sub> (95 mg, 0.188 mmol) was added, and the ice bath was removed to allow the solution to reach room temperature. After 30 min, the acetone was removed under reduced pressure, and the resulting residue was applied directly to a silica gel plug (ca. 6 cm, eluent 40:1 petroleum ether:ether) to provide the desired (Z)-vinylsilane (9.61 g, 98%) as a clear, colorless oil.

<sup>1</sup>H NMR (300 MHz, CDCl<sub>3</sub>): δ 6.98–7.22 (m, 5H), 6.68 (t, *J* = 1.4 Hz, 1H), 2.55 (q, *J* = 7.2 Hz, 2H), 2.37 (s, 2H), 2.15 (qd, *J* = 7.3, 1.5 Hz, 2H), 1.13 (t, *J* = 7.3 Hz, 1H), 0.89 (t, *J* = 7.3 Hz, 1H), 0.10 (s, 6H). <sup>13</sup>C NMR (75 MHz, CDCl<sub>3</sub>): δ 165.4, 140.6, 136.4, 128.4, 128.1, 127.9, 123.8, 36.5, 31.6, 24.8, 13.6, 8.1, -2.3. IR (thin film): 2969, 1690 (s), 1576, 1493, 1246, 1143, 828, 699 cm<sup>-1</sup>. Additional characterization is to be provided elsewhere after additional synthetic operations.

**(2Z,2'E,4'E)-3-(Hexa-2,4-dienyloxymethylsilyl)-2-pentenoic Acid Ethyl Ester, 103.** Ethyl 2-pentynoate (200 μL, 1.52 mmol) under Ar at 0 °C was taken up in CH<sub>2</sub>Cl<sub>2</sub> (3 mL). Dimethylchlorosilane (202 μL, 1.82 mmol, freshly distilled from CaH<sub>2</sub>) was added, followed by solid complex **7** (7.0 mg, 0.015 mmol). The flask was allowed to warm to room temperature and was stirred for 30 min. The flask was then re-cooled to 0 °C and was treated sequentially with triethylamine (423 μL, 3.03 mmol) and (E,E)-hexadien-1-ol (sorbol) (290 μL, 2.58 mmol). Additional CH<sub>2</sub>Cl<sub>2</sub> (3 mL) was added to ensure solubility, and the flask was warmed to room temperature and stirred for 30 min. The mixture was diluted with benzene (15 mL) and filtered through Celite, washing with additional benzene (15 mL). The filtrate was concentrated under reduced pressure and purified by silica gel chromatography (eluent: 20:1 petroleum ether:ether) to afford 371 mg (87%) of the desired silyl ether as a clear, colorless oil.

*R<sub>f</sub>*: 0.26 (4:1 petroleum ether:ether). <sup>1</sup>H NMR (300 MHz, CDCl<sub>3</sub>): δ 7.25 (dd, *J* = 8.0, 8.0 Hz, 1H), 6.99 (d, *J* = 7.2 Hz, 1H), 6.93 (s, 1H), 6.82 (dd, *J* = 8.0, 2.4 Hz, 1H), 5.30 (s, 1H), 5.08 (s, 1H), 4.08 (t, *J* = 7.0 Hz, 2H), 3.82 (s, 3H), 2.56 (t, *J* = 7.0 Hz, 2H), 2.05 (s, 3H), 1.79 (tt, *J* = 7.0, 7.0 Hz, 2H). <sup>13</sup>C NMR (75 MHz, CDCl<sub>3</sub>): δ 171.1, 159.5, 147.1, 142.3, 129.2, 118.6, 113.0, 112.5, 112.1, 63.9, 55.2, 31.7, 27.1, 21.0. IR (thin film): 2956, 1739 (s), 1577, 1240 (s), 1041 cm<sup>-1</sup>. Further characterization will be reported after formation of **114**.

**(1R,2S,5R,6R)-6-Ethyl-5-hydroxymethyl-2-methylcyclohex-3-encarboxylic Acid Ethyl Ester, 105.** The starting triene (102 mg, 0.361 mmol) was taken up in benzene-*d*<sub>6</sub> (4 mL) in a Teflon-ringed screw-top vial and placed in a 180 °C bath for 20 h. The solution was then transferred to a round-bottomed flask and the solvent removed under reduced pressure. The residue was taken up in DMF (1.5 mL) and treated with TBAF (1.5 mL, 1.50 mmol, 1.0 M in THF). The solution was brought to 75 °C and stirred for 4 h. The mixture was cooled to room temperature, saturated aqueous NaHCO<sub>3</sub> (15 mL) and water (15 mL) were added, and the mixture was extracted with EtOAc

(2 × 15 mL). The combined extracts were washed with brine (10 mL), dried over  $Na_2SO_4$ , and concentrated under reduced pressure. Chromatography on silica gel (eluent 10:1 petroleum ether:ethyl acetate) provided the desired alcohol (56.5 mg, 69%) as a pale yellow oil.

$R_f$ : 0.65 (1:1 petroleum ether:EtOAc).  $^1H$  NMR (500 MHz,  $CDCl_3$ ):  $\delta$  5.75 (s, 2H), 4.19 (qd,  $J = 7.1, 1.0$  Hz, 2H), 3.72–3.82 (m, 2H), 2.52 (m, 1H), 2.44 (m, 1H), 2.31 (dd,  $J = 11.4, 10.0$  Hz, 1H), 1.91 (m, 1H), 1.33–1.45 (m, 2H), 1.30 (t,  $J = 7.1$  Hz, 3H), 0.99 (d,  $J = 7.0$  Hz, 3H), 0.94 (t,  $J = 7.4$  Hz, 3H).  $^{13}C$  NMR (125 MHz,  $CDCl_3$ ):  $\delta$  176.4, 134.9, 126.4, 62.0, 60.1, 51.4, 40.2, 37.1, 34.9, 22.8, 20.1, 14.4, 11.5. IR (thin film): 3444 (br, OH), 2962, 2877, 1731, 1458, 1375, 1177, 1035  $cm^{-1}$ . HRMS-EI ( $m/z$ ):  $[M]^+$  calcd for  $C_{13}H_{22}O_3$ , 226.1569; found, 226.1566. Anal. Calcd for  $C_{13}H_{22}O_3$ : C, 68.99; H, 9.80. Found: C, 69.13; H, 9.59.

**Acknowledgment.** The authors thank Prof. Robert Pascal for performing calculations on the Diels–Alder transition state

leading to compound **104** and Thomas Jöge for important initial experiments. We acknowledge the National Science Foundation and the National Institutes of Health (GM13598) for their generous support of our programs. Z.T.B. received support from an Althouse Family Stanford Graduate Fellowship. Mass spectra were provided by the Mass Spectrometry Facility, University of San Francisco, supported by the NIH Division of Research Resources.

**Supporting Information Available:** Full citation of ref 46; additional experimental procedures and characterization data. This material is available free of charge via the Internet at <http://pubs.acs.org>.

JA0528580